


28 031 970



Fits: TARA, LISSÉ, VAIA, META

- rain shower Ø 300 mm
- PURE RAIN, max. flow rate 6.8 l/min (at 3 bar)
- PURIFY RAIN, max. flow rate 6 l/min (at 3 bar)
- Distance to ceiling from bottom edge of shower 40 mm
- with anti-scale system

**Three-way diverter ensures that the product does not exceed the max. flow rate of 2.5 gpm at any setting. It does not permit the use of two functions simultaneously.**














**Three-way diverter trim is sold separately**

**Pre-assembly kit for three-way diverter included**

Three-way diverter ensures that the product does not exceed the max. flow rate of 2.5 gpm at any setting. It does not permit the use of two functions simultaneously.

Three-way diverter trim is sold separately

Pre-assembly kit for three-way diverter included

	Brushed Chrome	28 031 970-93 0010
	Chrome	28 031 970-00 0010
	Brushed Platinum	28 031 970-06 0010
	Platinum	28 031 970-08 0010
	Dark Chrome	28 031 970-19 0010
	Light Gold	28 031 970-26 0010
	Brushed Light Gold	28 031 970-27 0010
	Brushed Durabronze (23kt Gold)	28 031 970-28 0010
	Matte Black	28 031 970-33 0010
	Brushed Bronze	28 031 970-42 0010
	Brushed Champagne (22kt Gold)	28 031 970-46 0010
	Champagne (22kt Gold)	28 031 970-47 0010
	Brushed Dark Platinum	28 031 970-99 0010

### Required miscellaneous

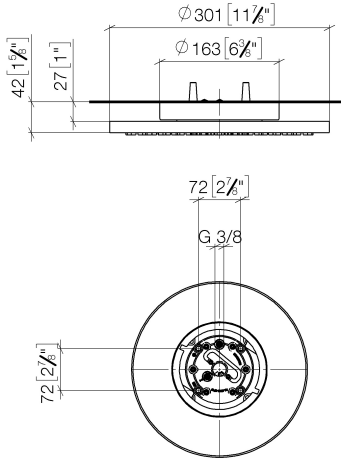


**Concealed ceiling installation box for surface-mounted ceiling installation -** 35 041 970-90 0010

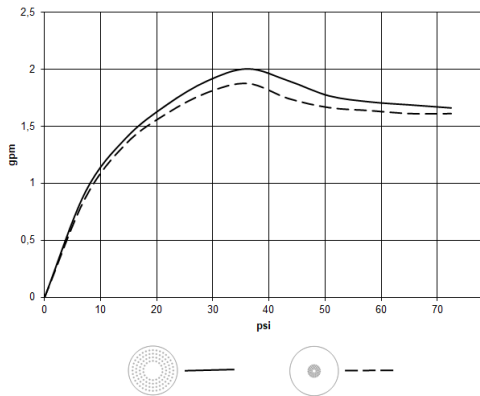
- max. recess depth 115 mm
- min. recess depth 90 mm
- Pre-assembly kit for three-way diverter included

28 031 970

mm [inches]



Flow rate chart



Codes & Standards

California Energy  
Commission  
(CEC)

Water Sense





## Rain shower for surface-mounted ceiling installation 300 mm - Brushed Chrome

---

TARA

28 031 970

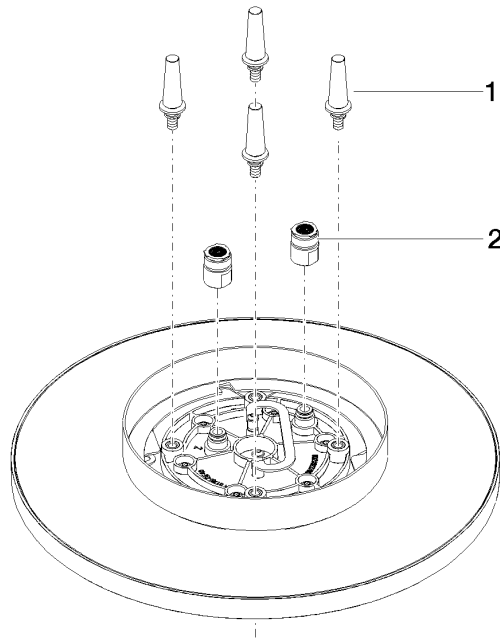
### Certificates

---

IAPMO\_11777.

IAPMO\_4976 (7).

28 031 970



### Spare parts list

No.	Item Number	Name	Quantity used	Delivery time
1	90 17 20 263 00 90	fixing set	1	2
2	90 24 03 309 02 90	connection	2	2